


Welcome to LinkedIn Learning We're glad you're here

LinkedIn Learning is a highly personalized learning experience designed to help you achieve your goals through learning you can access anywhere and immediately apply.



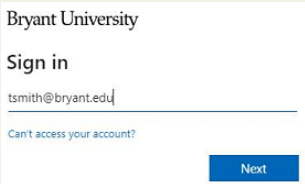
It's easy to log into your Bryant LinkedIn Learning account. Go to my.bryant.edu/linkedin-learning and click the gold "LOGIN TO LINKEDIN LEARNING" button to get started.

1



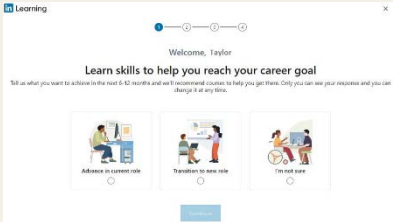
Click on "Continue to Bryant University"

2



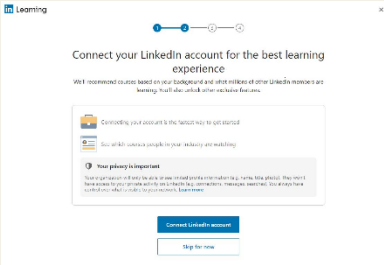
Enter your network credentials. (Note: You may not be asked to log in if you are already logged into a Bryant site. If off campus, you will receive a multi-factor authentication prompt.)

3



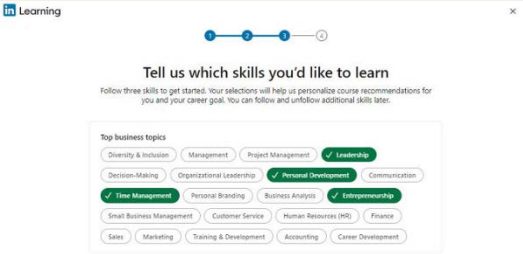
Select your goal or select "I'm not sure."

4



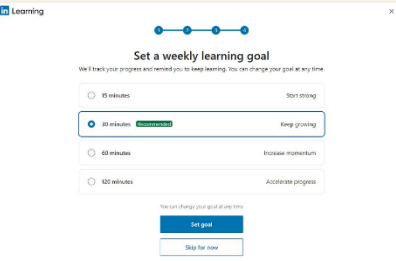
If you have a LinkedIn account, you can optionally link it to your LinkedIn Learning progress.

5



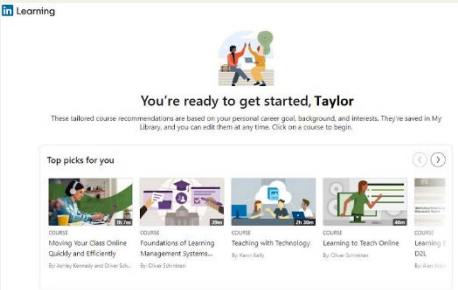
Select the skills that are of most interest to you. As you select skill categories, similar skills will populate that you may also be interested in. You can change these at any time.

6



Set a weekly learning goal if you want reminders to continue learning each week, or skip the prompt – you can set a weekly goal later, if you wish.

7



Start learning!